



Edinburgh Art Festival invites
you to get creative at home



HOUSEMATES

Home Creativity Kit by Sofia Niazi

Housemates by Sofia Niazi

What you will need

- 1 sheet of plain paper
- 4-8 sheets of brightly coloured paper or printed *Housemates* pages 4-5
(Print the colour sheet on page 4 twice if you would like to make 8 housemates)
- Any black drawing materials (pencil, felt tip pen, ink, paint, pastel)
- An old magazine
- Scissors
- Glue stick
- String (optional)
- Blu Tack (optional)
- Paper clips (optional)

The Housemates activity is a great way to reimagine your home by creating characters. I like to explore and incorporate existing images that can be found around the home, combining this with pattern making and collage. I like to use this way of working when I don't know where to start and to spur my imagination. Having rules makes things easier. Start with a piece of paper and a single art material and fill the page with any pattern. Eventually by mixing your pattern cut-outs and drawing special features, you will have bright and bold new housemates! – Sofia Niazi


The *Housemates* art pack invites young people and their family/carer to explore their homes in new ways, identifying interesting patterns, and using books, newspapers or magazines to combine collage and drawing to create colourful creatures, animals and people to populate and brighten your home.

When you have made your artworks, we'd love to include them in an online exhibition on our community engagement blog. Share your creations by emailing images to learning@edinburghartfestival.com, and look for ideas and inspiration at edartfestcommunityengagement.com

1. If using brightly coloured paper fold the sheets in half and cut them into A5 rectangles. If using the *Housemates* colour sheet cut out the 4 rectangles. You can make between 4-8 housemates – it's up to you!


2. Draw a different repeating pattern on each rectangle using 1 drawing material. You could draw zig zags with a pencil on 1 sheet and dots with a felt tip pen on another. What other patterns can you think of? Can you find any in your home? What's on the curtains, the wallpaper, your duvet cover, the sofa, your favourite t-shirt? Use them to inspire your pattern sheets. Fill the sheets up completely.


3. Cut out clothing shapes such as t-shirts, trousers, skirts and jumpers from your pattern sheets. You can either do this freehand using scissors or use a pencil to make an outline to cut around your clothing shapes. To start building up your *Housemates* collaged outfits, work out which clothing shapes look good together and stick them to the plain piece of paper. Using the different pattern sheets you can create colourful additions for the outfits such as buttons, pockets, hats and scarves! You should be able to fit about 4 outfits onto 1 page but spread them out and make sure you've left enough room to add heads and feet later.



4. Let's go on a hunt to find some housemates! Collect pictures of people, animals and creatures in your home. You can find them hiding in books, magazines, newspapers, leaflets and packaging (check with an adult first if it's ok to use). Once you've found some, cut their heads out and place them on your collage to decide which head looks good with each outfit. Using a pen or a pencil, carefully copy the heads onto the outfits one by one. Once you've drawn on all the heads, you can draw on hands and feet too.

5. Can you think of names for your housemates and where would you like them to live? Is there a special spot in your room or is there somewhere in your home that could do with some brightening up? It's up to you if you would like your creations to stay together by sticking them to the *Housemates* poster on page 5 or if you would like to carefully cut them out to live in different parts of your home either using Blu Tack (check with an adult first if it's ok to use) or by attaching them to string using paper clips. Decide where you will hang them before you cut the string, so you know how long it should be. Good places to hang could be on your window, a banister, or over a frame.







HOUSEMATES

DIY Art is a series of activity packs from Edinburgh Art Festival and selected artists, inviting you to get creative at home. The instructional creativity kits give insight into an artist's practice, showing how you can use their processes and techniques to create your own unique artwork.

**EDIN
BURGH
ART
FEST
IVAL**

Edinburgh Art Festival, founded in 2004, is the platform for the visual arts at the heart of Edinburgh's August festivals, bringing together the capital's leading galleries, museums, production facilities and artist-run spaces in a city-wide celebration of the very best in visual art. The festival features leading international and UK artists alongside the best emerging talent, major survey exhibitions of historic figures, and a special programme of newly commissioned artworks that respond to public and historic sites in the city. The vast majority of the festival is free to attend.

Edinburgh Art Festival Community Engagement runs a year-round programme of learning and engagement activities building long-term relationships with partner organisations, community groups and schools. Through our bespoke tours, workshops and projects we introduce and inspire people to get creative, removing barriers and broadening access to visual art and our festival programme.

edinburghartfestival.com | [@EdArtFest](https://twitter.com/EdArtFest) | edartfestcommunityengagement.com

Sofia Niazi is an artist, illustrator and book maker. As a member of OOMK collective, she currently runs a community riso print studio in London, *Rabbits Road Press*, with studio mates Rose Nordin and Heiba Lamara. She employs various digital, hand drawn and traditional craft techniques in her work and is interested in exploring issues surrounding housing and technology. Sofia often works in educational settings to develop art projects and create resources for children.

sofianiazi.co.uk

Supported by the PLACE Programme, a partnership between Edinburgh Festivals, Scottish Government, City of Edinburgh Council and Creative Scotland.



ALBA | CHRUTHACHAIL

